

# Ready. Set. Login!

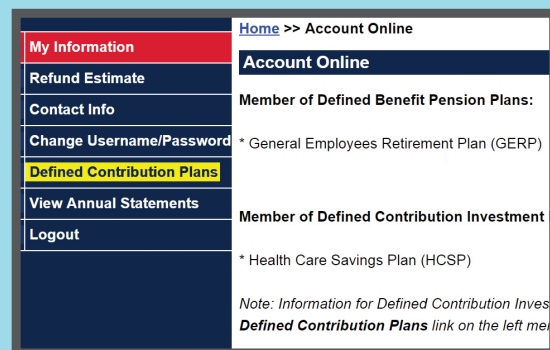
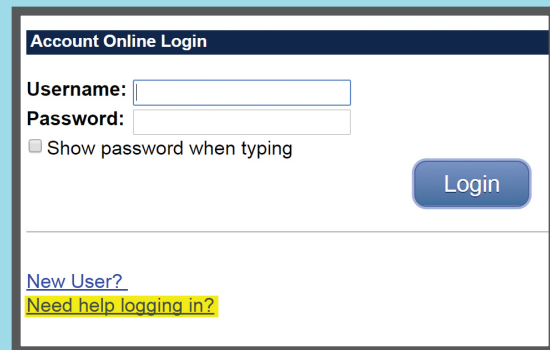
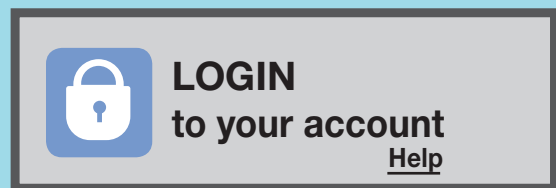
MSRS has updated the account login process. These changes are designed to provide a simplified, more secure process.



July 2017

Below are the new instructions to log into your MSRS accounts. If you have any questions, please visit us online or contact our service center during normal business hours.

- 1** Go to [www.msrs.state.mn.us](http://www.msrs.state.mn.us) and choose **LOGIN to your account** to access these MSRS accounts:
  - State of MN Pension Plans
  - MNDCP
  - HCSP
  - Unclassified Retirement Plan
  - Hennepin County Supplemental Plan
  
- 2** On the Account Online Login screen, choose **Need Help Logging In** and then follow the prompts.
  
- 3** Once you are logged in, a list of your MSRS accounts will appear.
  - If you have a State of Minnesota pension, you are automatically logged into your pension plan.
  - To view all other accounts, choose **Defined Contribution Plans** in the left navigation bar.



Go to [www.msrs.state.mn.us/help](http://www.msrs.state.mn.us/help) for more detailed login instructions or choose the **Help** link located within the **LOGIN** box.

# Enhanced Login Benefits

## One Login For ALL Accounts

You now have one username and password to access **ALL** your MSRS accounts! MSRS has two account websites. Each site had its own login process, which has now been consolidated. Step-by-step instructions are available online to help you navigate this new process.

## Immediate Account Access

Can't remember your password or locked out of your account? The account recovery process is available 24/7. You no longer need to answer security questions, have a temporary password or call MSRS to access your online account.



## Enhanced Security

We've added a second layer of security to verify your identity. This new feature is in addition to your username and password. When you set up your login credentials, you are required to provide an email address and an optional cell phone number.

The next time you log in, MSRS will email or text you a verification code to access your accounts. This two step verification process is designed to protect against potential unauthorized account access, keeping your personal information safe and secure.



## ▶ Switch to **PAPERLESS!**

Enroll anytime to have your quarterly statements and confirmations delivered electronically.

If you have **multiple** MSRS accounts, the switch to paperless automatically applies to all accounts **except** your pension plans, which must be mailed to you.

### TO ENROLL:

1. Go to **www.msrs.state.mn.us**. Choose **LOGIN**.
2. Enter your username and password to log in.
3. Once logged in, chose **Defined Contribution Plans** to view your MNDGP, HCSP or Unclassified Retirement Plan.
4. Look for the **Go Paperless** image at the top of the page OR choose the **Go Paperless** link under the **My Profile** tile.
5. Enter your email address to complete enrollment.

Questions?



Contact the MSRS Service Center at  
**1.800.657.5757 or 651.296.2761**

ADMINISTERED BY MINNESOTA STATE RETIREMENT SYSTEM (MSRS)

60 Empire Drive | Suite 300 | St. Paul, MN 55103-3000 | [www.msrs.state.mn.us](http://www.msrs.state.mn.us)

This newsletter can be made available in alternate formats such as Braille, large print, or cassette tape.

Teletypewriter and TDD users should call the Minnesota Relay Service at 1-800-627-3529 and ask to be connected to 651-296-2761.